


DATA SHEET



Bronze rod-guides
with double seals

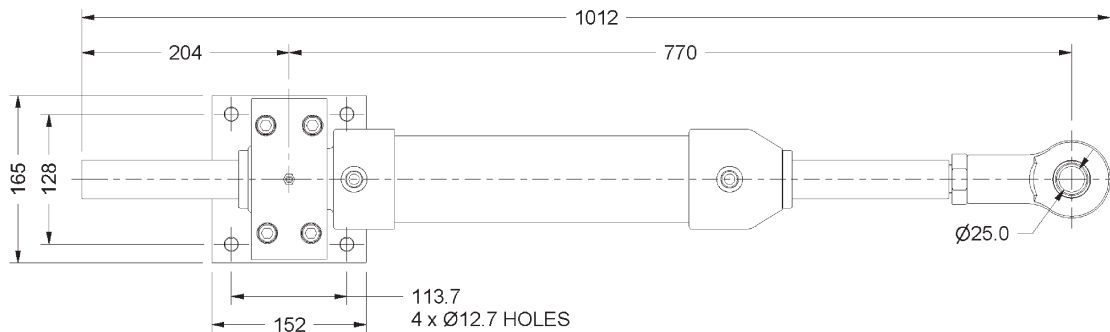
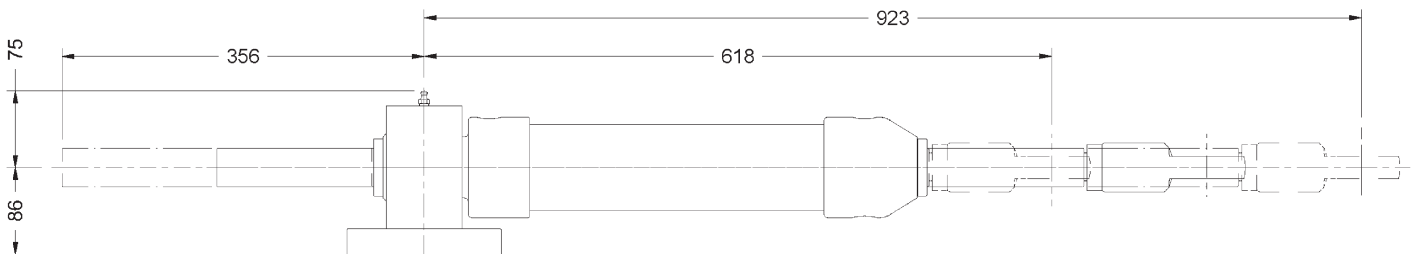
Stainless steel
spherical rod-end
& Lock nut.

Fully articulated ball type
mounting bracket with grease point

HD steel cylinders now protected by special
Sigmazinc anodic coating and by high
gloss white 2-pack polyurethane top coat

MODEL HD300-12

NOMINAL DIMENSIONS



Bore diameter:- 3"
Stroke - 12" (304mm)
Volume - 1041cc
Tiller length (70deg) - 265mm
Rod-Guide - LG2 Bronze
Rod-Guides fitted with duplicated rod seals

Cylinder thrust @ 1000psi = 2404KgF
Rudder torque @ 1000psi @ 0 degrees = 639KgM
Rudder torque @ 1000psi @ 35 degrees = 523KgM
Maximum Working Pressure - 1500psi