


Commander HYDRAULIC STEERING FOR OUTBOARD MOTORS



500Helm unit

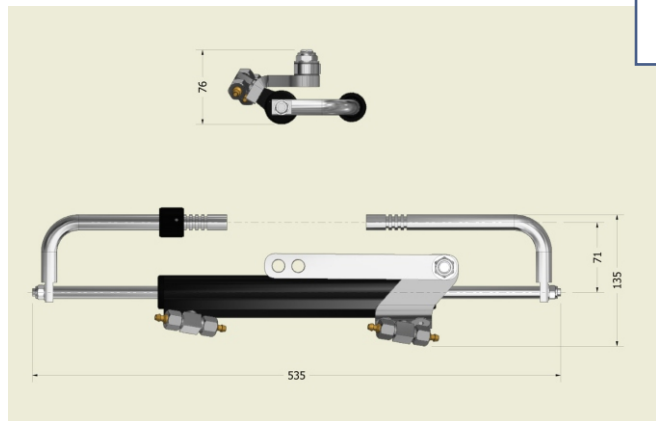


512BH cylinder

COMKIT-6

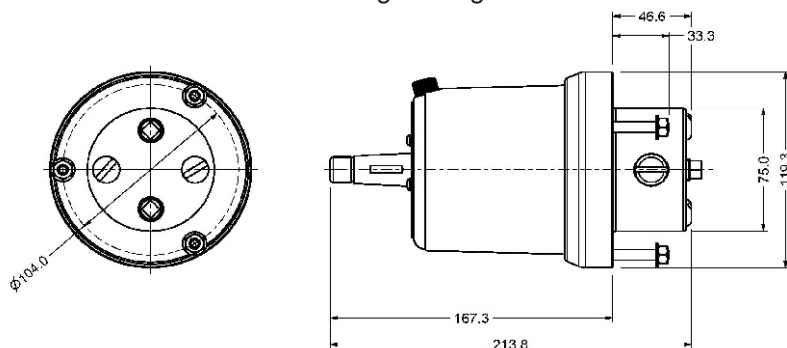
For pleasure use on Outboards up to single 150HP

for twin outboards use COMKIT1



Model 512BH Cylinder dimensions

Capacity:- 78cc
Stroke:- 203mm
Weight:- 5Kg



Model 500 Helm pump dimensions

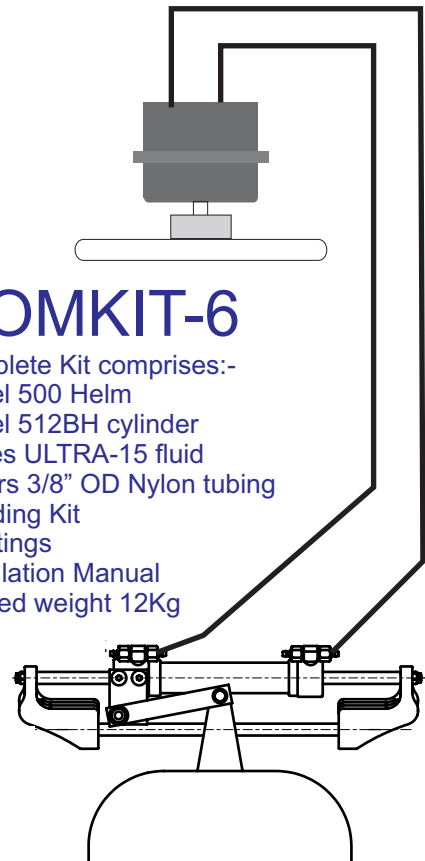
Model 500 Capacity:-20cc/rev
In-built Lock valve
Maximum working pressure:- 800psi
Absolute maximum pressure:- 1000psi
Weight:- 5Kg

See also optional helm choices for rear-mount, wedge and tilting helms for this kit

WHEEL TURNS
lock to lock
500 helm = 3.9

COMKIT-6

Complete Kit comprises:-
Model 500 Helm
Model 512BH cylinder
2 litres ULTRA-15 fluid
15Mtrs 3/8" OD Nylon tubing
Bleeding Kit
All fittings
Installation Manual
Packed weight 12Kg



SIMPLE INSTALLATION TO ANY OUTBOARD**
See steering circuits for multiple outboards and catamaran installation options.

****For some model Honda and other 4-strokes the 512BH-Honda version or 512BH-MERC is required to avoid interference on motor cowling. Check selection chart to confirm.**

HyDrive
HYDRAULIC STEERING